

DESIGNATION EXAMPLE

CW1 . 6 - 60 - 040 - 310

Anchor type Diameter D Angle X Length L Alloy

NOTES:

- Standard alloys: AISI 310, AISI 304; any other on request
- Standard angles: 45, 60, 90 grades; any other on request

This drawing is the property of KERATECH.
 Unauthorised use of patented features and/ or
 reproduction of this drawing is strictly prohibited

SCALE:

1:1



Nekázanka 11, 112 21 Praha 1
 Czech republic

www.keratech.cz

NAME

CW1 ANCHOR

TYPE:

DRAWING NR.

CW1_OTS

PAGES: 1

PAGE: 1

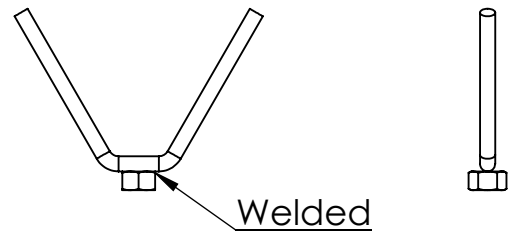
OPTIONS

CW1(XN)

NUT

DESIGNATION EXAMPLE

CW1(XN-M8).6-60-090-310

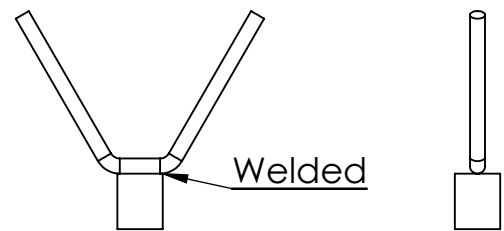


CW1(XF)

FOOT

DESIGNATION EXAMPLE

CW1(XF-25x30).6-60-090-310

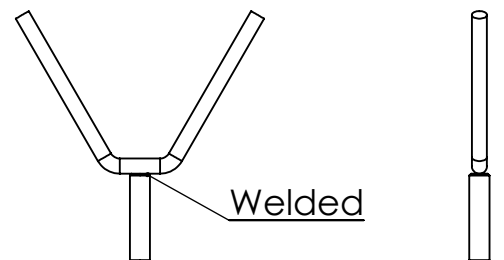


CW1(XB)

BOLT

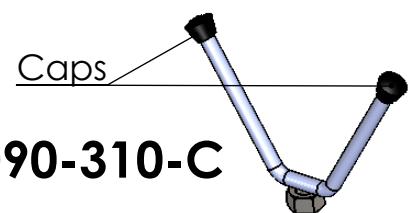
DESIGNATION EXAMPLE

CW1(BF-M8x35).6-60-090-310



CAPS

C=CAPS



DESIGNATION EXAMPLE

CW1(XN-M8).6-60-090-310-C

NOTES:

- Standard alloys: AISI 310, AISI 304; any other on request
- Standard angles: 45, 60, 90 grades; any other on request

This drawing is the property of KERATECH.
Unauthorised use of patented features and/ or
reproduction of this drawing is strictly prohibited

SCALE:

1:3



Nekázanka 11, 112 21 Praha 1
Czech republic

www.keratech.cz

NAME

CW1 VARIANTS

TYPE:

DRAWING NR.

CW1_VAR_OTS

PAGES: 1

PAGE: 1