

DESIGNATION EXAMPLE

CW3 . 6 - 80 - 120 - 310

Anchor type

Diameter D

Angle X

Length L

Alloy

NOTES:

- Standard alloys: AISI 310, AISI 304; any other on request
- Standard angles: 50, 80 grades; any other on request

This drawing is the property of KERATECH.
 Unauthorised use of patented features and/ or
 reproduction of this drawing is strictly prohibited

SCALE:

1:1



Nekázanka 11, 112 21 Praha 1
 Czech republic

www.keratech.cz

NAME

CW3 ANCHOR

TYPE:

DRAWING NR.

CW3_OTS

PAGES: 1

PAGE: 1

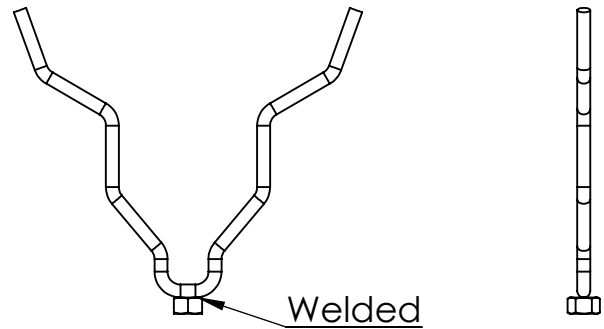
OPTIONS

CW3(XN)

NUT

DESIGNATION EXAMPLE

CW3(XN-M8).6-60-090-310

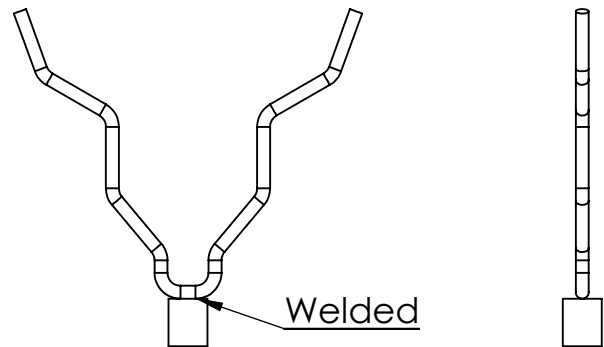


CW3(XF)

FOOT

DESIGNATION EXAMPLE

CW3(XF-25x30).6-60-090-310

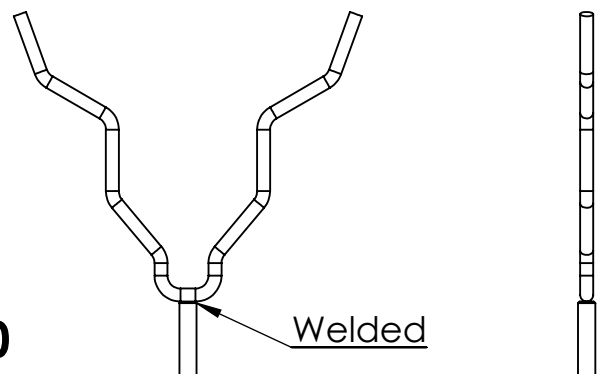


CW3(XB)

BOLT

DESIGNATION EXAMPLE

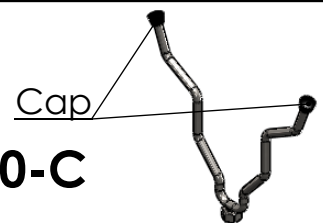
CW3(BF-M8x35).6-60-090-310



CAPS

C=CAPS

DESIGNATION EXAMPLE **CW3(XN-M8).6-60-090-310-C**



NOTES:

- Standard alloys: AISI 310, AISI 304; any other on request
- Standard angles: 80 grades; any other on request

This drawing is the property of KERATECH.
Unauthorised use of patented features and/ or
reproduction of this drawing is strictly prohibited

SCALE:

1:3



Nekázanka 11, 112 21 Praha 1
Czech republic

www.keratech.cz

NAME

CW3 VARIANTS

TYPE:

DRAWING NR.

CW3_VAR_OTS

PAGES: 1

PAGE: 1